

# ClutchCutter

NEW

## Therapeutic Forceps




**FUJIFILM**  
Value from Innovation

## ► Incision, dissection and coagulation ...

ClutchCutter – your 3 in 1 ESD tool for efficient and safe therapeutic procedures

### Features

- Toothed jaws – to grip the mucosa membrane securely and efficient
- Rotatable distal jaws – for a precise lesion approach
- Insulated outer edge – for a safe procedure without damaging tissue



### Specifications

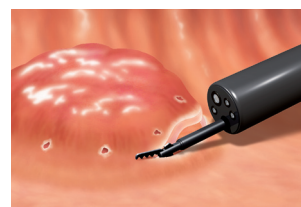
#### ► DP2618DT ClutchCutter

Product name	Single use Diathermic Slitter DP2618DT	
Identifier	-35-	-50-
Jaw length	3.5 mm	5.0 mm
Working length	1,800 mm	
Maximum diameter of insertion portion	2.7 mm	
Forceps channel diameter of compatible endoscope	2.8 mm or more	

### ESD procedures

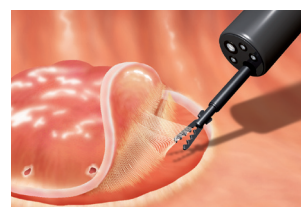
#### ► Incision

Grip the mucous membrane by using the toothed jaws, lift up and start with the incision.



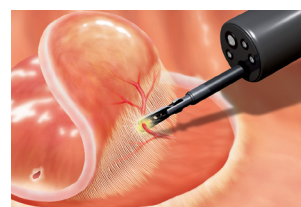
#### ► Dissection

Grip and lift up the submucosa, look to confirm, and dissect.



#### ► Coagulation

An efficient coagulation of bleeding spots is possible by using the high frequency jaws.




Specifications are subject to change without notice. 09/14



ClutchCutter DP2618DT-35-



ClutchCutter DP2618DT-50-



**FUJIFILM**

**FUJIFILM Europe GmbH**

Heesenstr. 31, 40549 Düsseldorf, Germany  
Tel.: +49 211-50 89 0, Fax: +49 211-50 89 8700  
www.fujifilm.eu